



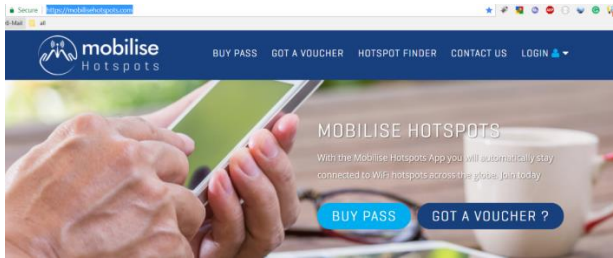
mobilise
TECHNOLOGY
TAKING BUSINESS MOBILE

MOBILISE HOTSPOT

USER GUIDE – HOW TO SUBSCRIBE TO OUR
SERVICE

A. SUBSCRIBE VIA ONLINE PURCHASE (online purchases are currently not available)

1. Access our website <https://mobilisehotspots.com/>



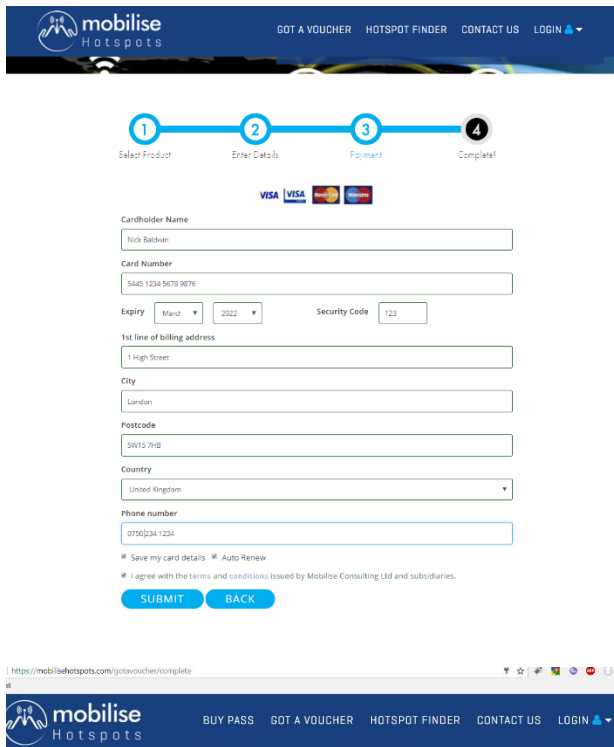
2. Click on "Buy pass", select a subscription and click next.



3. Create an account by entering your login details.



4. Make a payment by completing your payment details. When you click on “Submit”, it will navigate to the confirmation screen.

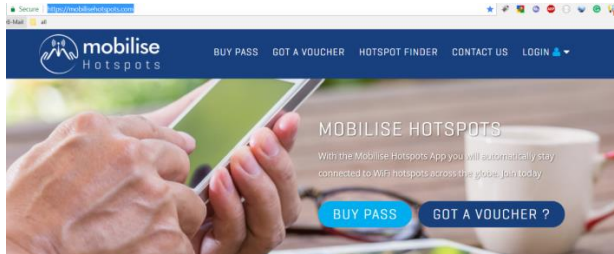


5. Now download the relevant app using the link on the screen or in the welcome email that you receive.

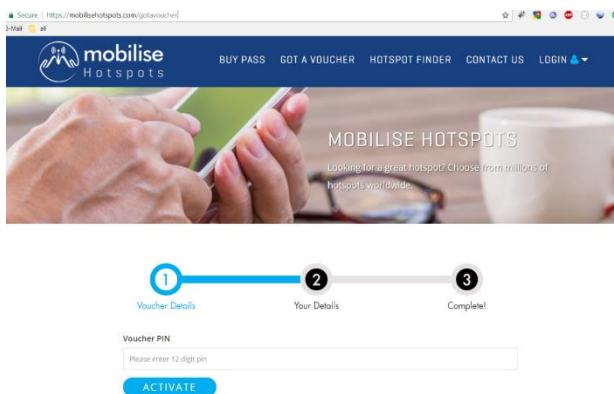
B. Subscribe via Voucher redemption

If you have a Mobilise Hotspots Voucher and would like to activate it, please follow the following steps:

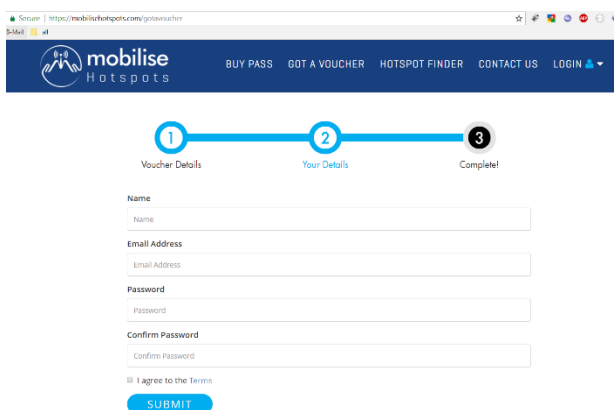
1. Open the portal <https://mobilisehotspots.com/>



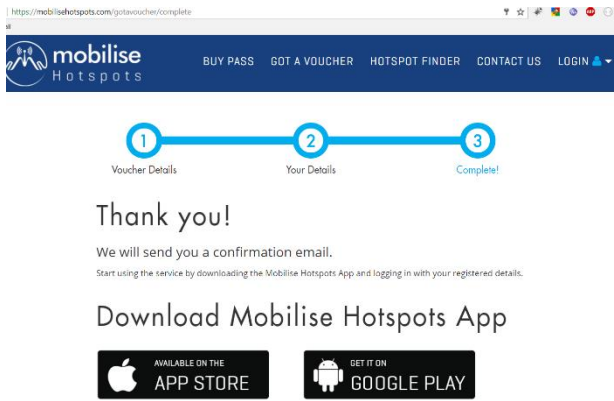
2. Click on "Got A Voucher", then enter a valid voucher code and click "Activate".



3. Create an account by entering your login details.



4. When you click on “Submit”, it will navigate to the confirmation screen.



5. Now download the relevant app using the link on the screen or in the welcome email that you receive.